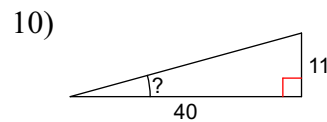
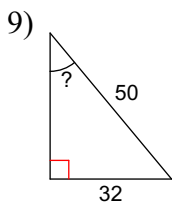
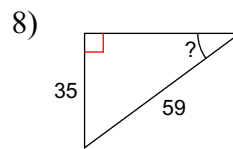
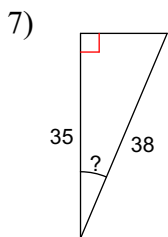
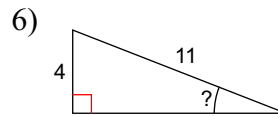
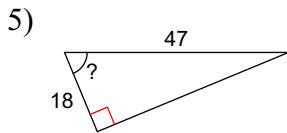
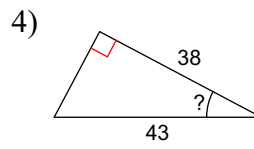
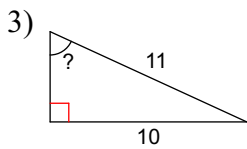
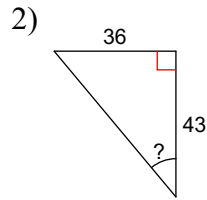
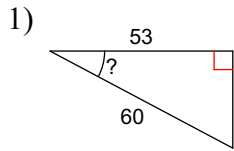
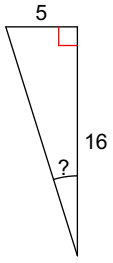


Finding the Missing Angle

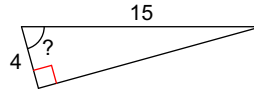
Find the measure of the indicated angle to the nearest degree. Show ALL of your work (set up the equation, show how you solve, then the solution)



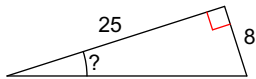
11)



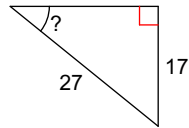
12)



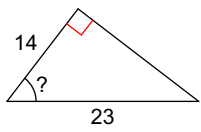
13)



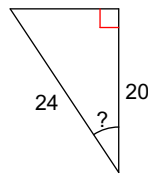
14)



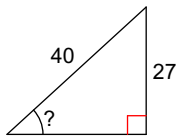
15)



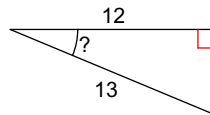
16)



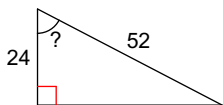
17)



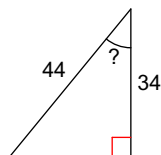
18)



19)



20)



Answers to Finding the Missing Angle (ID: 1)

- 1) 28°
- 5) 67°
- 9) 40°
- 13) 18°
- 17) 42°

- 2) 40°
- 6) 21°
- 10) 15°
- 14) 39°
- 18) 23°

- 3) 65°
- 7) 23°
- 11) 17°
- 15) 53°
- 19) 63°

- 4) 28°
- 8) 36°
- 12) 75°
- 16) 34°
- 20) 39°