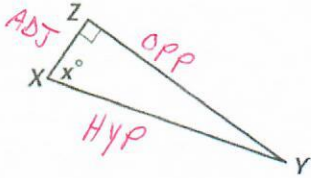


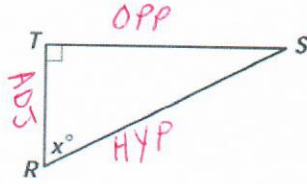
## Lesson 2 Worksheet 1 Identifying Opposite and Adjacent Legs

Label the sides of each right triangle below as the "adjacent" meaning the leg adjacent to the angle marked with an "x", "opposite" (opposite leg), or "Hypotenuse". (You may want to abbreviate using opp, adj, hyp.)

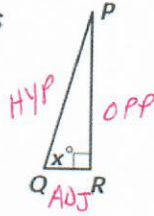
1.



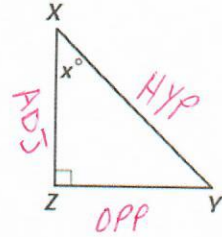
2.



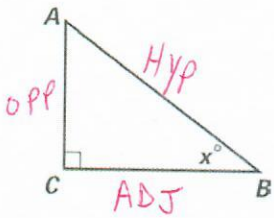
3.



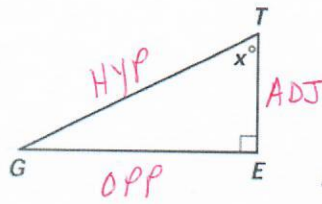
4.



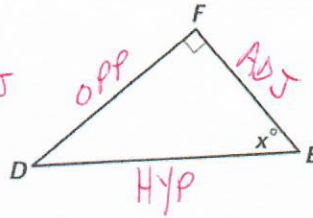
5.



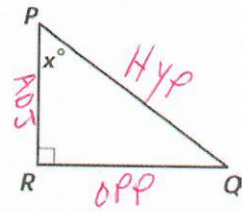
6.



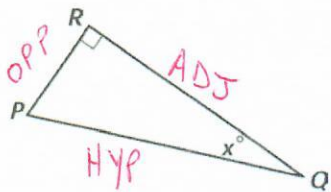
7.



8.



9.



10.

