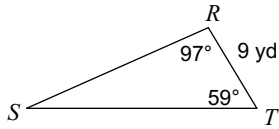


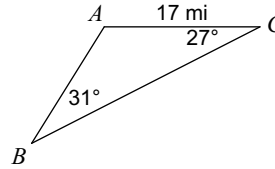
Sine Law - Finding a missing side

Find each measurement indicated. Round your answers to the nearest tenth.

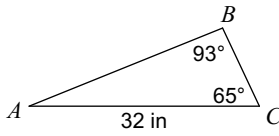
1) Find ST



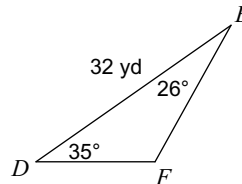
2) Find AB



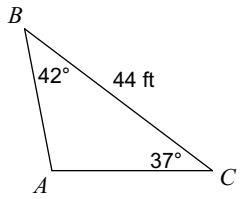
3) Find AB



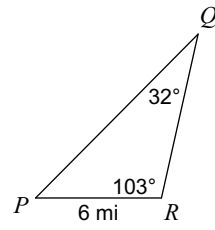
4) Find DF



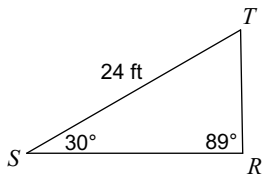
5) Find AB



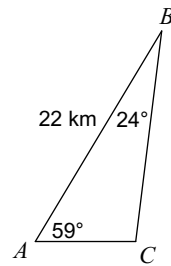
6) Find PQ



7) Find RT



8) Find AC



Answers to Sine Law - Finding a missing side (ID: 1)

1) 22 yd
5) 27 ft

2) 15 mi
6) 11 mi

3) 29 in
7) 12 ft

4) 16 yd
8) 9 km