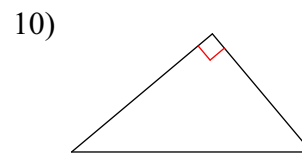
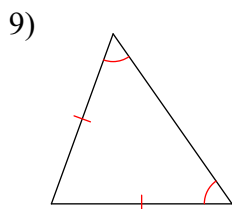
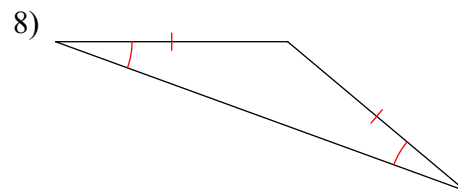
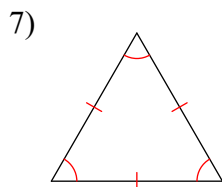
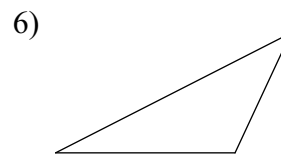
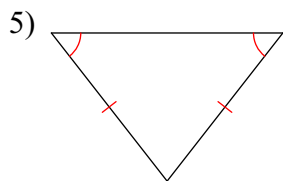
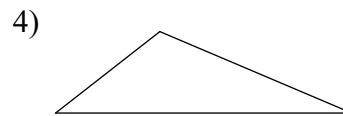
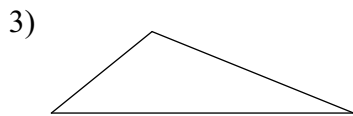
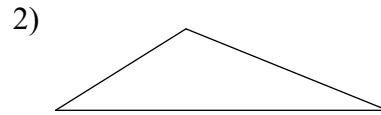
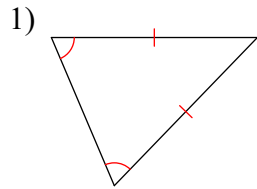
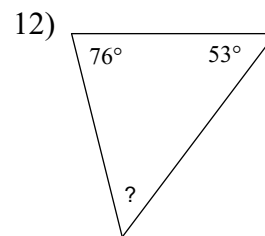
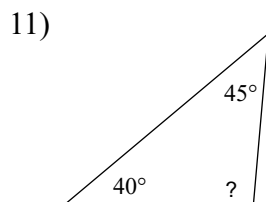


Triangles

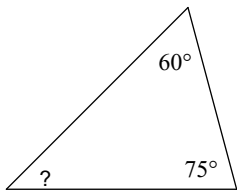
Classify each triangle by its angles and sides. Equal sides and equal angles, if any, are indicated in each diagram.



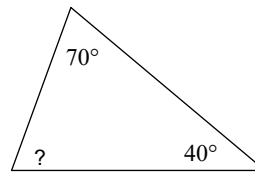
Find the measure of each angle indicated.



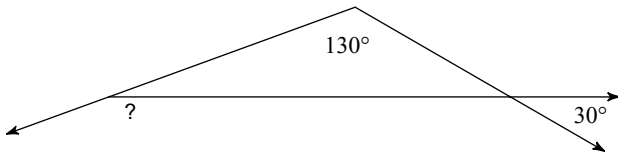
13)



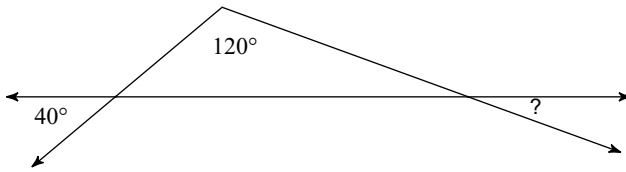
14)



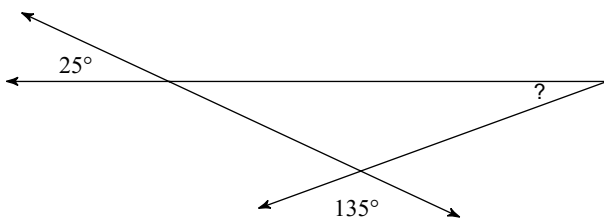
15)



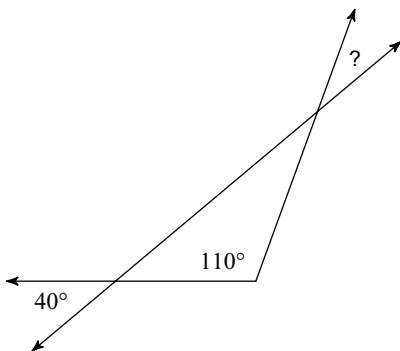
16)



17)

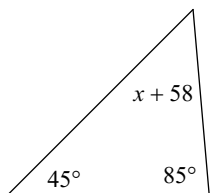


18)

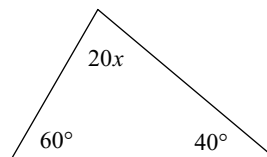


Solve for x.

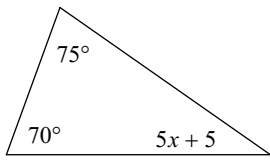
19)



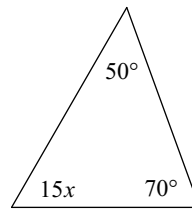
20)



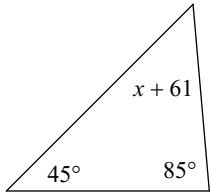
21)



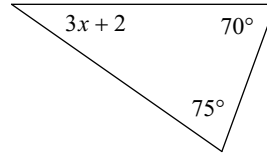
22)



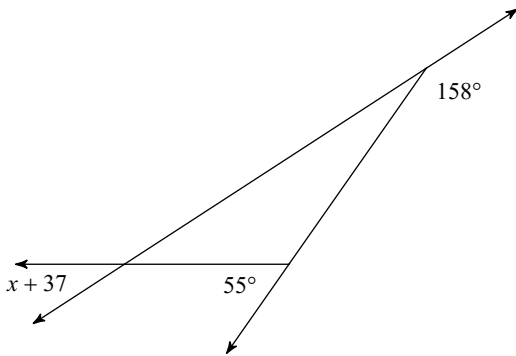
23)



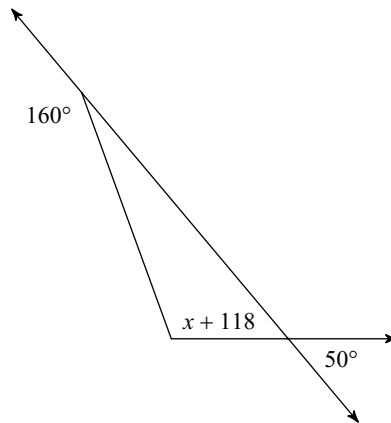
24)



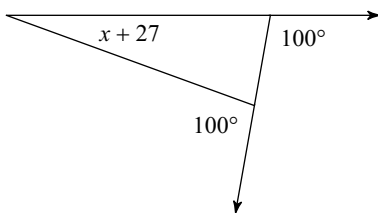
25)



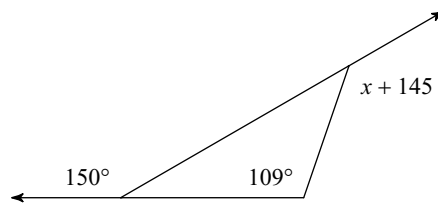
26)



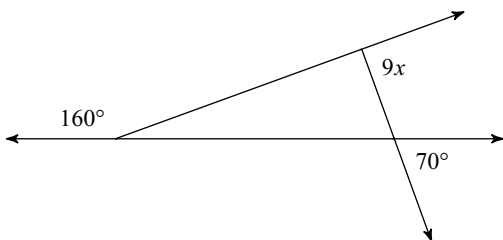
27)



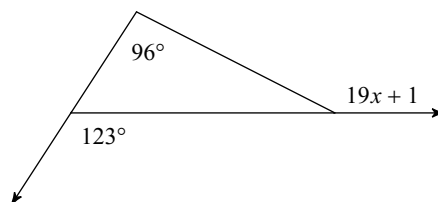
28)



29)

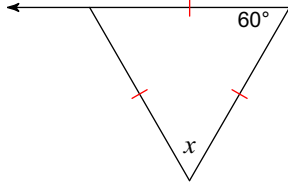


30)

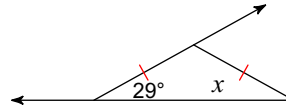


Find the value of x .

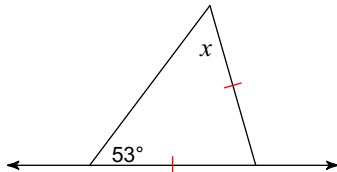
31)



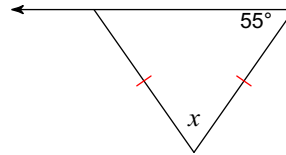
32)



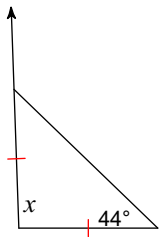
33)



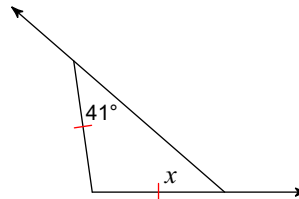
34)



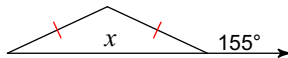
35)



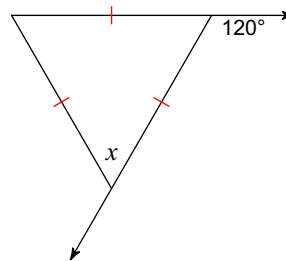
36)



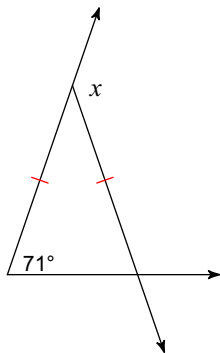
37)



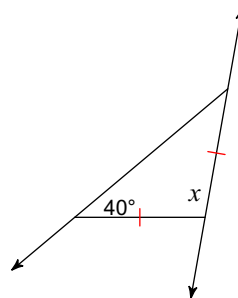
38)



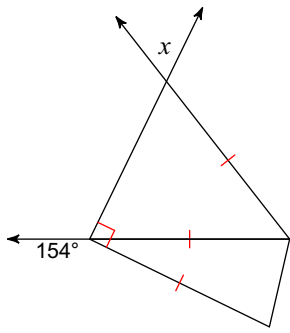
39)



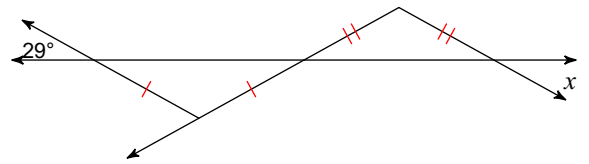
40)



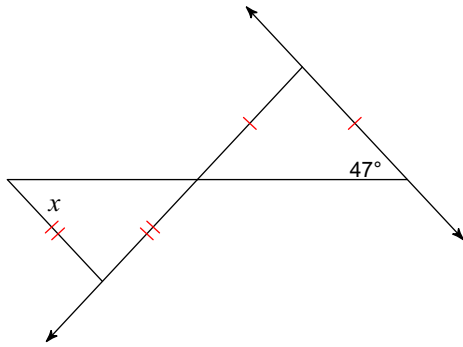
41)



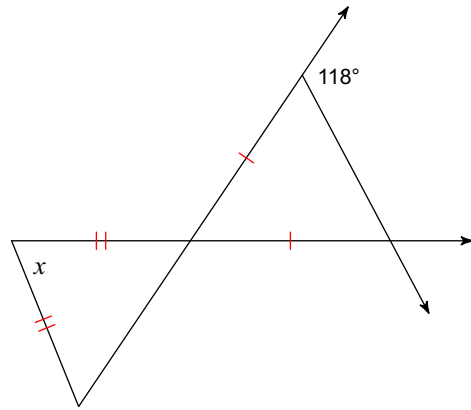
42)



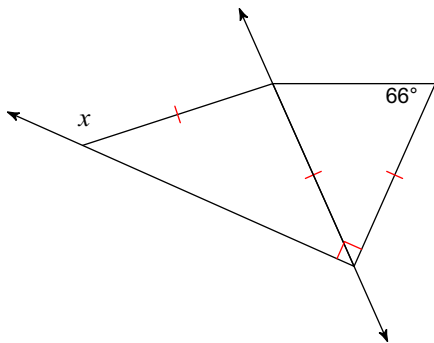
43)



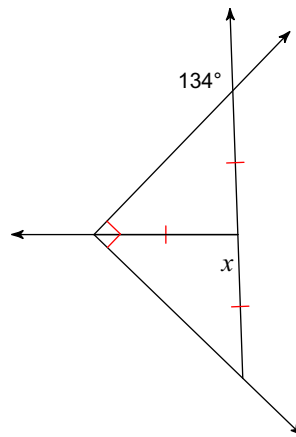
44)



45)



46)



Answers to Triangles (ID: 1)

- | | | | |
|--------------------|-------------------|-------------------|---------------------|
| 1) acute isosceles | 2) obtuse scalene | 3) obtuse scalene | 4) obtuse scalene |
| 5) acute isosceles | 6) obtuse scalene | 7) equilateral | 8) obtuse isosceles |
| 9) acute isosceles | 10) right scalene | 11) 95° | 12) 51° |
| 13) 45° | 14) 70° | 15) 160° | 16) 20° |
| 17) 20° | 18) 30° | 19) -8 | 20) 4 |
| 21) 6 | 22) 4 | 23) -11 | 24) 11 |
| 25) -4 | 26) -8 | 27) -7 | 28) -6 |
| 29) 10 | 30) 8 | 31) 60° | 32) 29° |
| 33) 53° | 34) 70° | 35) 92° | 36) 41° |
| 37) 130° | 38) 60° | 39) 142° | 40) 100° |
| 41) 64° | 42) 29° | 43) 47° | 44) 68° |
| 45) 138° | 46) 92° | | |